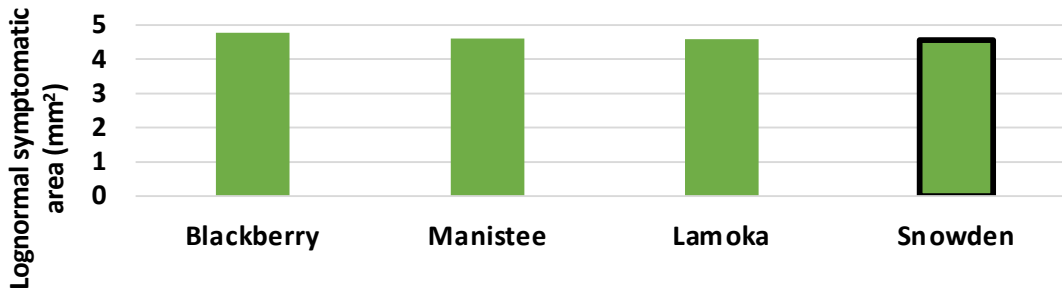
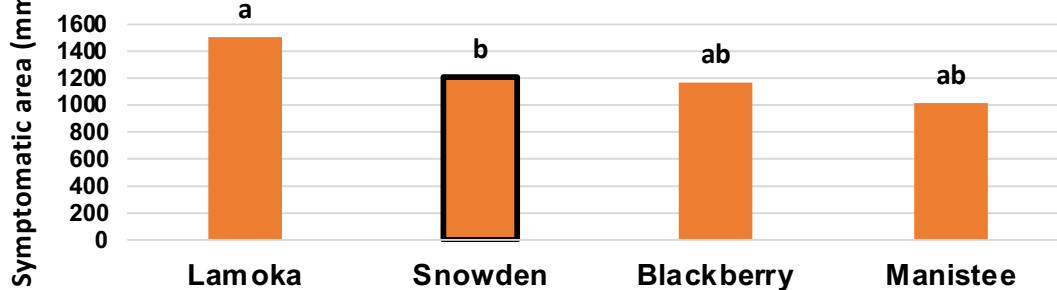


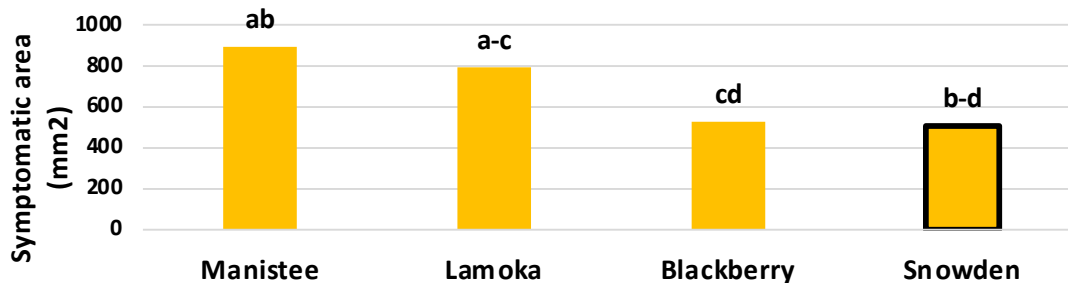
Range of infected area 172 - 233 mm² **Dry Rot- Responses - Across End (P > 0.05)**



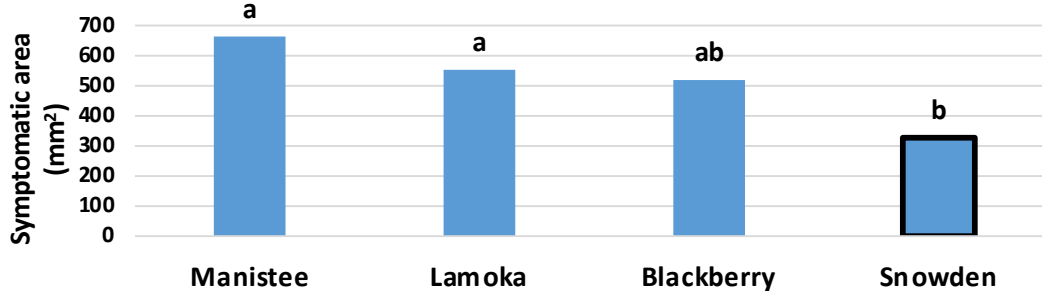
Pink Rot - Responses - Across End (P < 0.05)



Pythium Leak - Responses - Across End (P < 0.05)



Soft Rot- Responses - Across End (P < 0.01)



*Bars with the same letter not significantly different based on Fisher's protected LSD ($\alpha=0.05$).

**Means across apical and basal end responses in tubers tested in two minimum replicate timepoints.

Soft Rot

Pythium leak

Pink Rot

Dry Rot

Blackberry

Manistee



Blackberry Pectobacterium



Blackberry Pythium ultimum



Blackberry Pink rot



blackberry Fusarium sambucinum



Manistee Pectobacterium



Manistee Pythium ultimum



Manistee Pink rot



Manistee Fusarium sambucinum